

PANELES BACKLIGHT

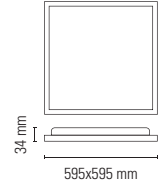
BACKLIGHT PANELS / PANNEAUX BACKLIGHT

40W 60x60 IP65



Posibilidad de uso junto con el KIT de emergencia de la página 127: 67924 EMERGENCY KIT 3W 3.2V 1.8Ah.

_It can be used in conjunction with the emergency kit on page 127: 67924 EMERGENCY KIT 3W 3.2V 1.8Ah.

_Peut être utilisé avec le KIT d'urgence indiqué à la page 127: 67924 KIT D'URGENCE 3W 3.2V 1.8Ah.



CODE	REFERENCE	POWER	KELVIN	LUMEN	CUTTING SIZE
67870	PANEL BACKLIGHT 40W 60X60 40K IP65	40 W	4000 K ●	4200 lm	575x575 mm



>80 Ra
 Indoor
 120°
 No Dimmable
 230V
 IP65
 30.000h
 20.000
 PF>0,90
 -20°~+40°C
 1,680Kg
 5 uds

