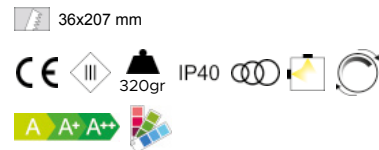
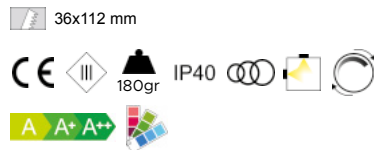
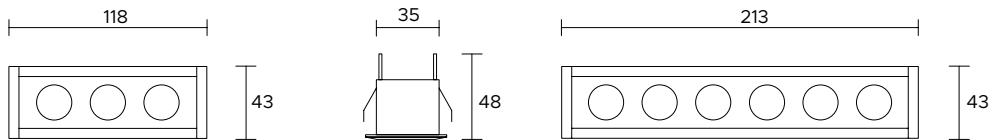


## Linea 3

## Linea 6



<b>POWER SUPPLY</b>	max 6W - max 500mA
<b>CODE</b>	LIN03 <span style="color: green;">■</span> <span style="color: yellow;">■</span> <span style="color: white;">■</span>
<b>LED COLOUR</b>	C - Cool white 5500°K N - Natural white 4000°K W - Warm white 3000°K H - Warm white 3000°K - CRI90 Y - Warm white 2700°K A - Amber
<b>FINISHES</b>	W - White G - Grey B - Black
<b>OPTICS</b>	<input type="checkbox"/> N 10° M 25° W 40° X 60° E 30°x65°
<b>LUMEN OUTPUT SOURCE</b>	450lm (3000°K, 500mA)
<b>DELIVERED LUMEN OUTPUT</b>	420lm (3000°K, 500mA, 40°)
<b>LED NUMBER</b>	3 power LEDs
<b>MATERIAL</b>	anodized or painted aluminium
<b>DRIVER</b>	not included, see pag. 323 and 326
<b>POWER CABLE</b>	includes 0,5 mt Liyy 2 x 0,50 cable
<b>WIRING</b>	in series
<b>MOUNTING</b>	recessed (ceiling, wall)
<b>NOTES</b>	other RAL on request

<b>POWER SUPPLY</b>	max 12W - max 500mA
<b>CODE</b>	LIN06 <span style="color: green;">■</span> <span style="color: yellow;">■</span> <span style="color: white;">■</span>
<b>LED COLOUR</b>	C - Cool white 5500°K N - Natural white 4000°K W - Warm white 3000°K H - Warm white 3000°K - CRI90 Y - Warm white 2700°K A - Amber
<b>FINISHES</b>	W - White G - Grey B - Black
<b>OPTICS</b>	<input type="checkbox"/> N 10° M 25° W 40° X 60° E 30°x65°
<b>LUMEN OUTPUT SOURCE</b>	900lm (3000°K, 500mA)
<b>DELIVERED LUMEN OUTPUT</b>	860lm (3000°K, 500mA, 40°)
<b>LED NUMBER</b>	6 power LEDs
<b>MATERIAL</b>	anodized or painted aluminium
<b>DRIVER</b>	not included, see pag. 323 and 326
<b>POWER CABLE</b>	includes 0,5 mt Liyy 2 x 0,50 cable
<b>WIRING</b>	in series
<b>MOUNTING</b>	recessed (ceiling, wall)
<b>NOTES</b>	other RAL on request