



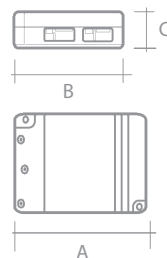


35 Watt

PF $\lambda \geq 0,96$
IP 20
CE
EMC


M
M
F
110
SELV

80 mm

$t_a -10^{\circ} \div +40^{\circ}C$



Part Number	Iout	Vout Led Min	Vout Led Max@230V	Vout Led max @110V	Uout	W @230V	W @110V	Dimensions A x B x c
A40PBOX3500B	3x350mA	3x5,5	3x31,5	3x20	3x36	35W	25W	147 x 74 x 29



Datasheet download

Alimentatore per LED di potenza

- Alimentatore indipendente - IP20 - Classe II di isolamento
- Uscita in corrente costante 3 x 350mA
- Tre uscite indipendenti - Collegamento in serie - Anodo comune
- Possibilità di collegare le uscite per aumentare la corrente erogata
- Alimentazione: 110÷240V/AC

Driver for High Brightness LEDs

- For independent use - IP20 - Insulation class II
- Output in steady current: 3 x 350mA
- Three independent outputs - Connection in series - Common Anode
- Possible connection of the outputs to increase final erogated current
- Input voltage: 110÷240V/AC