

NEWS  
NEWS  
NEWS  
NEWS

A.A.G.  
**STUCCHI**  
  
**EUTRAC**

### SENZAFINE FLAT M11




### SENZAFINE TURN + DOUBLE



### SENZAFINE FLAT M16




### EMERGENCY TRACKS



## Emergency tracks

A.A.G. Stucchi presents its new family of tracks and accessories certified to be used for **emergency lighting**. The new systems are **based on the existing ONETRACK™** range thus providing a complete system **without the need of a new stock** for connections and accessories.



Emergency tracks with emergency signs, emergency lights and MODULINE opal

# E-TRACK

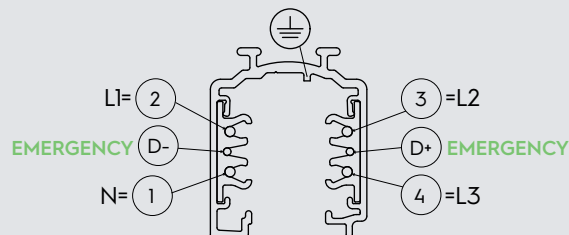
Watch video



**230V ON/OFF system** suitable for use with emergency lighting fixtures **with onboard battery**.

To be used with **EMERGENCY KITS** at each track junction.

Emergency and Combo lighting fixtures must use special 4 conductors adapters KIT.



L1/L2/L3= 440V/16A

EMERGENCY lines (backlog conductors)=250V/10A




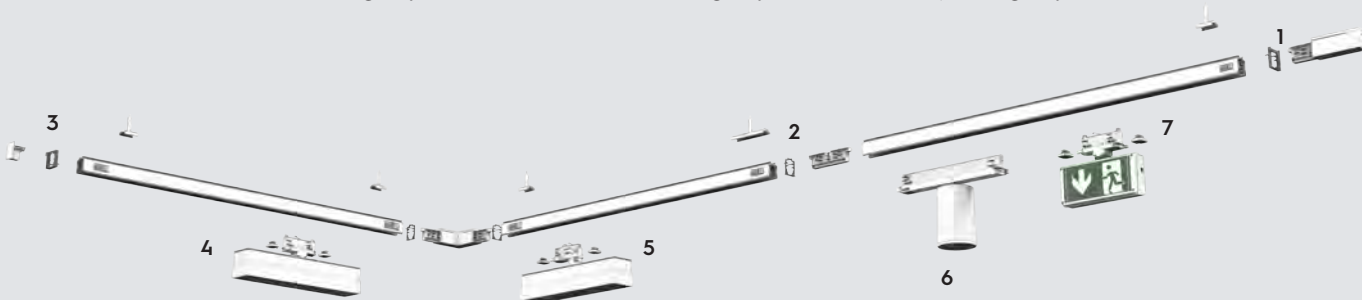
End feed emergency kit



Connection emergency kit



End cap emergency kit



Standard adapter kit with fixing brackets



Asymmetrical adapter kit with brackets



All ONETRACK 4 conductors adapters

## Mixed 48V

Watch video



Combining the functionalities of **ONETRACK™ ADVANCE 48V** with a **Class III low-voltage track**, both with full **DALI** capabilities.

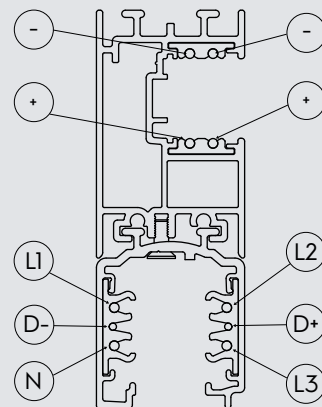
Suitable for use with emergency lighting fixtures controlled via CPS.



Connection kit



End feed kit



Low-voltage adapter kit



All ONETRACK 4/6 conductors adapters



Emergency sign mechanical adapter

## Mixed 230V

Watch video




Combining the functionalities of **ONETRACK™ ADVANCE 230V** with a **Class III monophase track 230V**, both with full DALI capabilities.


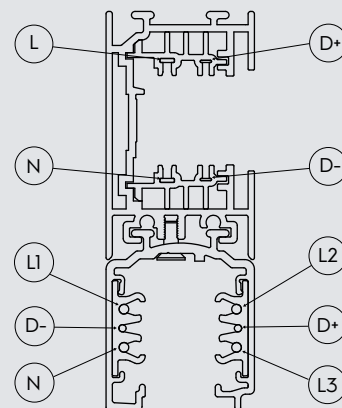
Suitable for use with main voltage emergency lighting fixtures controlled via CPS.



Connection kit



End feed kit



230V monophase adapter kit



All ONETRACK 4/6 conductors adapters



Emergency sign mechanical adapter



# SENZAFINE Flat

Discover more



**SENZAFINE FLAT** is the new linear light modules range developed for **MULTISYSTEM EVO and micro tracks**. The light modules are flush with the track itself thus giving a minimal and iconic look to lighting applications. The product is available in opal, UGR and lens versions and in different lengths.

SENZAFINE FLAT is part of SENZAFINE product range and keeps the same well-known quality of light.

## M16 MEASURES

### OPAL

690mm - 1 LED modules  
1190mm - 2 LED modules  
1690mm - 3 LED modules

### UGR

300mm - 1 LED module

### LENS

300mm - 1 LED module

## M11 MEASURES

### OPAL


674mm - 1 LED modules  
1174mm - 2 LED modules  
1674mm - 3 LED modules

### UGR

300mm - 1 LED module

### LENS

300mm - 1 LED module



STI micro track with SENZAFINE FLAT  
opal and spotlights



STI EVO track with SENZAFINE FLAT opal

## SENZAFINE Turn + Double

Discover more



**TURN** is the new product range of the **SENZAFINE family**. The smallest adjustable SENZAFINE linear light modules (L310mm) can now be turned, to direct light precisely where you need and convey even more flexibility to lighting projects.

SENZAFINE TURN is available in **single or double versions** which is perfect to be used in corridors, museums or applications where **symmetrical light** is needed.

### SENZAFINE TURN LENS - SINGLE VERSION



### SENZAFINE TURN UGR - DOUBLE VERSION



Suspended track with SENZAFINE TURN DOUBLE