




Lampade LED Gypsolyte
LED wall lamps



Made in Italy



Type	Part N°	Input (V)	Power (W)	Lumen	Light Colour	°Kelvin (±10%)	CRI	Dimensions (mm)	Packing box dimensions (mm)	Weight (kg)
LOGOS	BW8339GLEDWW	100+240 AC	8±1	960	WW	3000K	>80	125X125X59h	170x170x110h	1,00

EN 55015 EN 61547 EN 61347-2-13 EN 60598-1 EN 61000-3-2

P.F. 0,60


IP40

Low Voltage
Safety Voltage

EMC RoHS

Applique LED

- Struttura in Gypsolyte
- Grande omogeneità luminosa
- Funziona in bassa tensione con trasformatore incorporato
- Consumo molto limitato
- Lunga durata



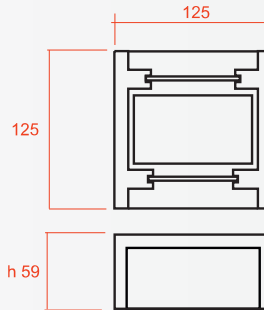
LED wall lamp

- Structure in Gypsolyte
- Homogeneous light output
- Safety low voltage with specific included driver
- Limited consumption
- Long life time



LED Wandleuchte

- Struktur in Gypsolyte
- Homogenes Licht
- NV-Betrieb durch besonderen Transformator
- Begrenzter Verbrauch
- Lange Lebensdauer



Applique LED

- Corps en Gypsolyte
- Luminosité très homogène
- Il marche en basse tension avec alimentation intégrée
- Consommation très limitée
- Longue durée de vie

Lamparas de pared LED

- Estructura de Gypsolyte
- Excelente homogeneidad luminica
- Alta seguridad por funcionamiento a baja tension, con transformador integrado
- Consumo muy limitado
- Larga vida

